


Solar module SP65



When it comes to reliable and environmentally-friendly generation of electricity from sunlight, solar modules from Siemens provide the perfect solution. Manufactured in compliance with the most stringent quality standards, Siemens Solar modules are designed to withstand the toughest environmental conditions and are characterized by their long service life. Siemens Solar modules are covered by a 25-year limited warranty on power output – your guarantee of trouble-free solar power generation.

PowerMax® technology

Siemens' proprietary PowerMax® technology optimizes the energy production of individual cells and solar modules for all types of environmental conditions. PowerMax® process optimization includes a special refining technique for ingots, a clean room semiconductor grade production process, and a multistage proprietary TOPS™ (Texture Optimized Pyramidal Surface) process. The TOPS process incorporates the formation of textured pyramids on the surface of the solar cell. These pyramids are then specially treated to passivate the surface. The cell's optical properties are optimized for maximum absorption of photons from the sun's light. TOPS also maximizes photon absorption from direct and diffused light (typical under cloudy conditions). This means that light absorption is especially high, even at low light levels. Siemens PowerMax® solar cells deliver maximum energy throughout the day.

Solar module

Model:	SP65
Rated power:	65 Watts
Limited Warranty:	25 Years

Certifications and Qualifications

- UL-Listing 1703
- IEC 61215
- TÜV safety class II
- JPL Specification No. 5101-161
- CE mark
- FM Certification

Intelligent module design

- All cells are electrically matched to assure the greatest power output possible.
- Ultra-clear tempered glass provides excellent light transmission and protects from wind, hail, and impact.
- Torsion and corrosion resistant anodized aluminum module frame ensures dependable performance, even through harsh weather conditions and in marine environments.
- Built-in bypass diodes (12V configuration) help system performance during partial shadowing.

High quality

- Every module is subject to final factory review, inspection and testing to assure compliance with electrical, mechanical and visual criteria.
- 36 PowerMax® single-crystalline solar cells deliver excellent performance even in reduced-light or poor weather conditions.
- Cell surfaces are treated with the Texture Optimized Pyramidal Surface (TOPS™) process to generate more energy from available light.
- Fault tolerant multi-redundant contacts on front and back of each cell provide superior reliability.
- Solar cells are laminated between a multi-layered polymer backsheet and layers of ethylene vinyl acetate (EVA) for environmental protection, moisture resistance, and electrical isolation.
- Durable back sheet provides the module underside with protection from scratching, cuts, breakage, and most environmental conditions.
- Laboratory tested and certified for a wide range of operating conditions.
- Ground continuity of less than 1 ohm for all metallic surfaces.
- Manufactured in (ISO 9001) certified facilities to exacting Siemens quality standards.

Easy installation

- ProCharger™-CR junction box accepts conduit, cable or wire and is designed for easy field wiring.
- Lightweight aluminum frame and pre-drilled mounting holes for easy installation.
- Factory configured for 12V operation and may be reconfigured in the field for 6V operation.
- Modules may be wired together in series or parallel to attain required power levels.

Performance warranty

- 25 Year limited warranty on power output.

Further information on solar products, systems, principles and applications is available in the Siemens Solar product catalog.

Siemens modules are recyclable.

Siemens Solar GmbH
A joint venture of
Siemens AG and Bayernwerk AG
Postfach 46 07 05
D-80915 München
Germany

Solar module SP65

Electrical parameters		12 V/6 V
Maximum power rating P_{max} (W_p) ¹⁾	[Wp]	65
Rated current I_{MPP}	[A]	3.95/7.9
Rated voltage V_{MPP}	[V]	16.5/8.25
Short circuit current I_{SC}	[A]	4.5/9.0
Open circuit voltage V_{OC}	[V]	21.4/10.7
Thermal parameters		
NOCT ²⁾	[°C]	45±2
Temp. coefficient: short-circuit current		2.06 mA / °C
Temp. coefficient: open-circuit voltage		-.077 V / °C
Qualification test parameters ⁴⁾		
Temperature cycling range	[°C]	-40 to +85
Humidity freeze, Damp heat	[%RH]	85
Maximum system voltage	[V]	600 (1000 V Per ISPR4)
Wind Loading PSF	[N/m ²]	50 [2400]
Maximum distortion ³⁾	[°]	1.2
Hailstone impact	Inches [mm]	1.0 [25]
	MPH [m/s]	52 [v=23]
Weight	Pounds [kg]	16.7 [7.6]

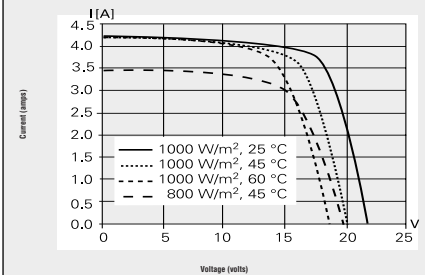
- 1) W_p (Watt peak) = Peak power (Minimum W_p = 60 Watts)

Air Mass AM = 1.5
Irradiance E = 1000 W/m²
Cell temperature T_c = 25 °C

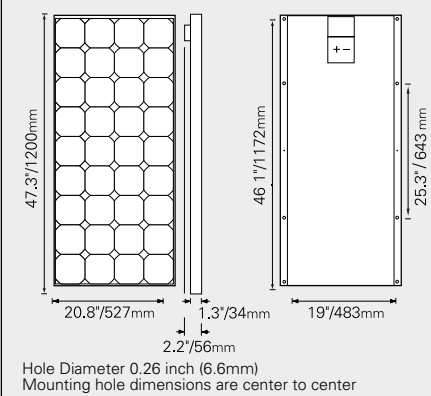
- 2) Normal Operating Cell Temperature at:
Irradiance E = 800 W/m²
Ambient temperature T_u = 20 °C
Wind Speed v_w = 1 m/s

- 3) Diagonal lifting of module plane
- 4) Per IEC 61215 test requirements
- 5) 12 volt configuration

Voltage-current characteristic⁵⁾



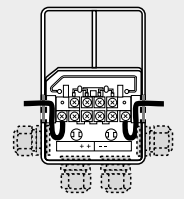
Module dimensions



ProCharger™-CR Junction-box

Maximum cable diameter: 4mm²

Type of protection: IP44



Your address for photovoltaics from Siemens Solar



© Siemens Solar 1998 Status 12/98 - Subject to modification.

Siemens Solar Industries
P.O.Box 6032
Camarillo, CA 93011, U.S.A.
Web site: www.siemenssolarpv.com
E-mail: sunpower@solarpv.com
Tel: 805-482-6800
Fax: 805-388-6395

Siemens Showa Solar Pte. Ltd.
166 Kallang Way
Singapore 349249
Tel: 65-842-3886
Fax 65-842-3887

Printed in U.S.A.

Order No. 020516, Rev. B

